

# ATF 220G-5

250 TON CAPACITY

**ALL  
TERRAIN  
CRANE**



Dimensions (ft, mm) / Dimensiones (ft, mm)

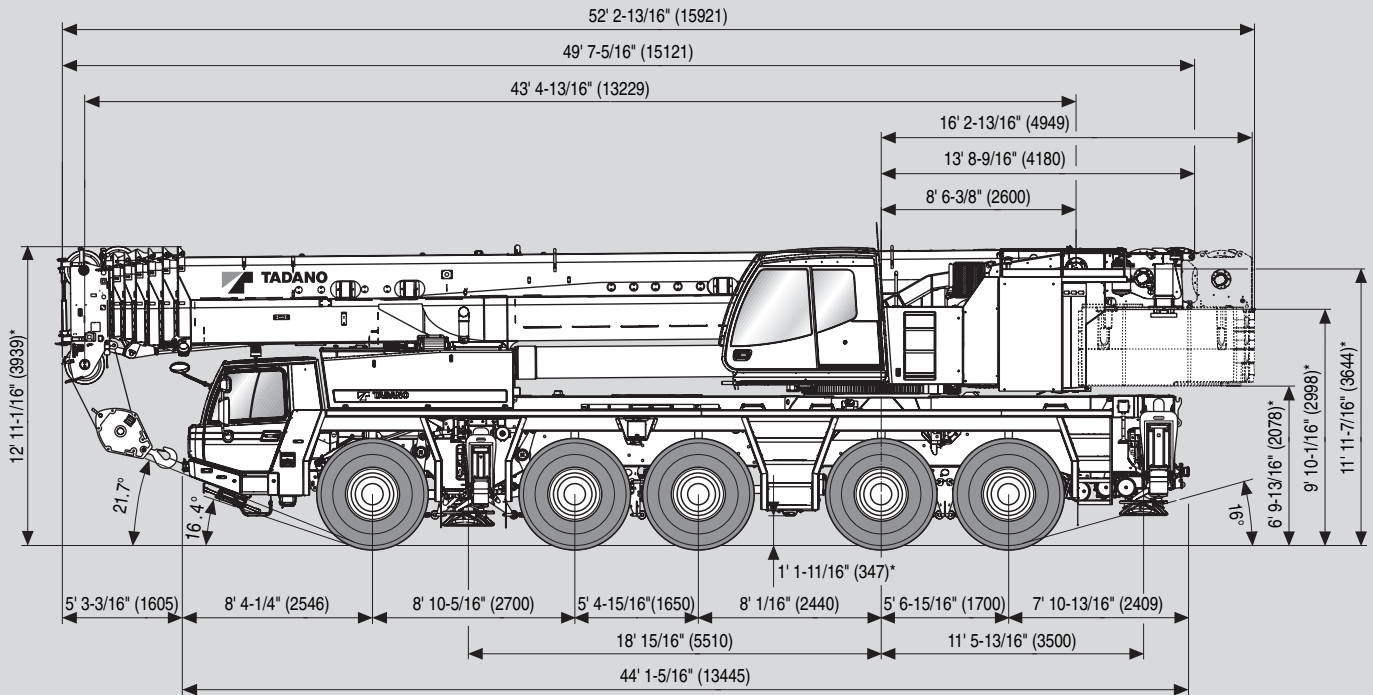


445/95 R 25  
(16.00 R 25)

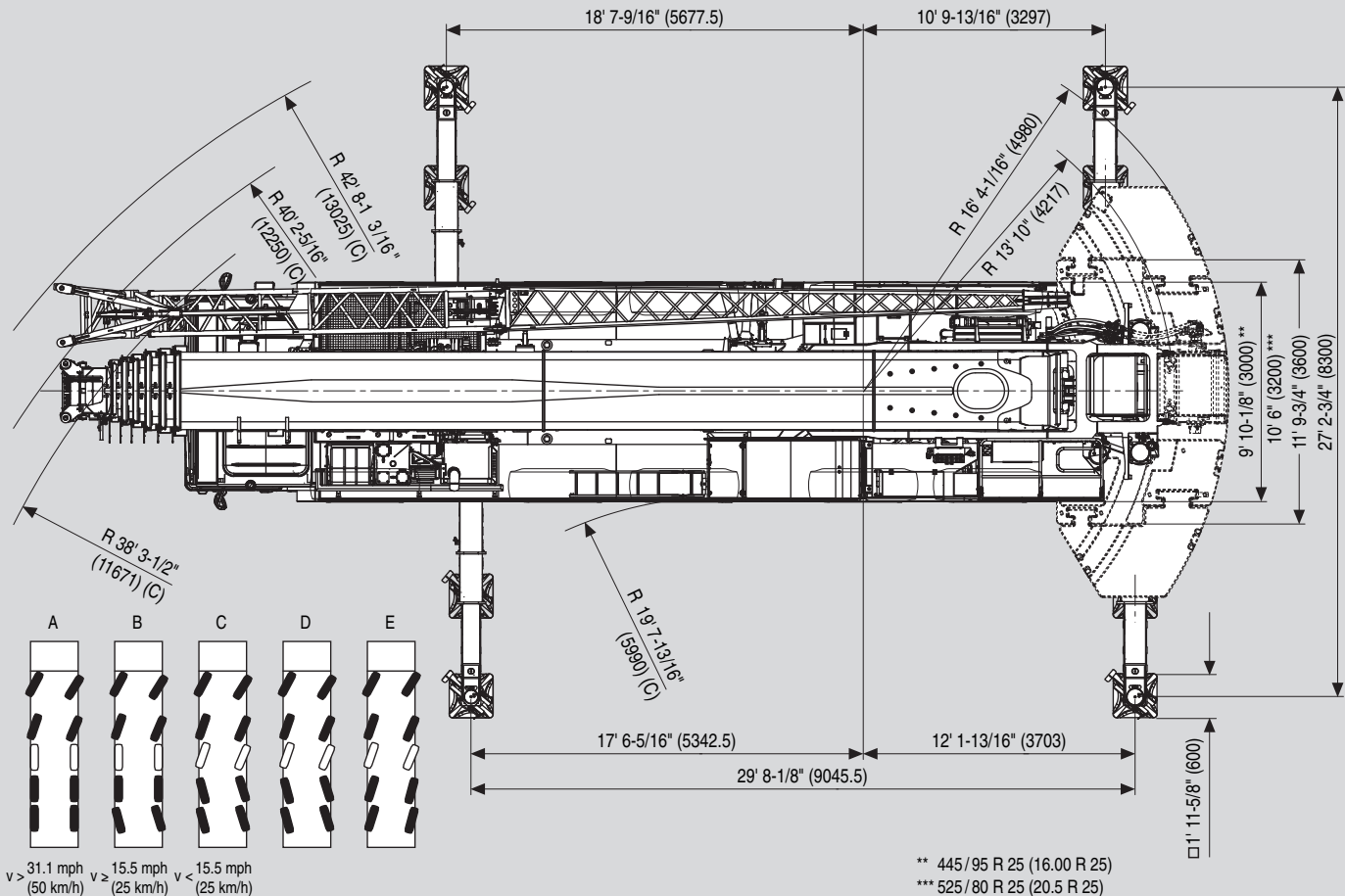


525/80 R 25  
(20.50 R 25)

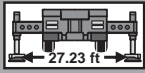
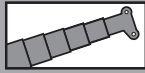
SAE



\* - 4-5/8" (118) / + 6-1/4" (158)



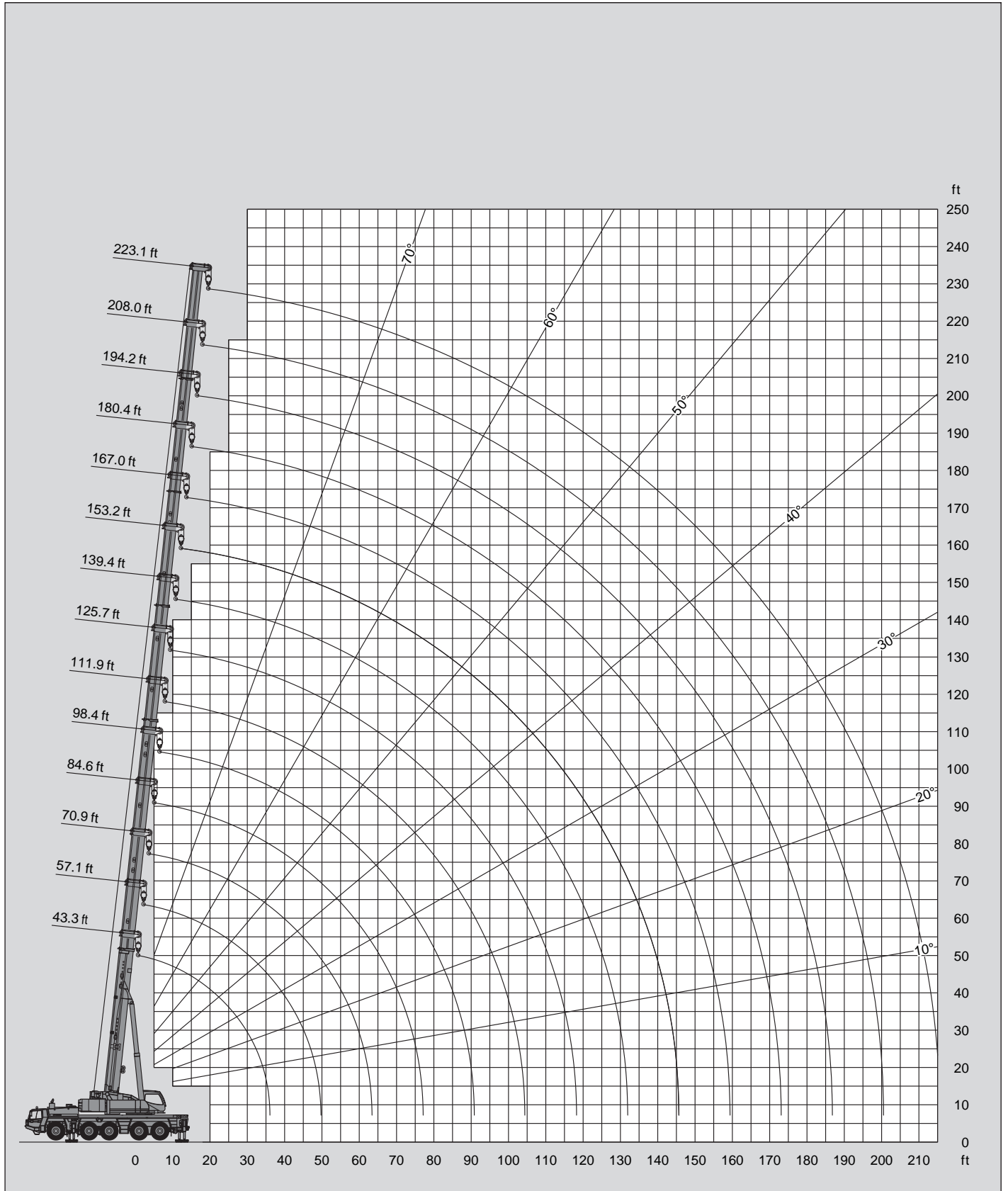
## Lifting heights / Alturas de elevación

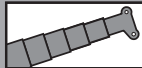
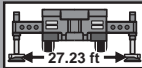



156,527 lbs

lbs x 1,000

SAE



156,527 lbs

lbs x 1,000 SAE

ft	43.3 ft*	43.3 ft	57.1 ft	70.9 ft	84.6 ft	98.4 ft	111.9 ft	125.7 ft	139.4 ft	153.2 ft	167.0 ft	180.4 ft	194.2 ft	208.0 ft	223.1 ft
8	500.0**														
9	442.1**														
10	394.6**	385.6**	308.6**	308.6**	251.3**										
12	367.1**	346.1**	308.6**	308.6**	247.5**	199.5									
14	341.5**	317.1**	305.7**	304.5**	233.3	199.5									
16	306.9**	286.0**	284.9**	283.5**	227.1	193.7	154.3								
18	274.1**	260.7**	260.1**	258.5**	227.1	184.1	154.3	120.2							
20	244.6**	237.4	237.4	235.2	225.4	174.4	153.5	120.2	95.9						
25	194.9	194.3	193.4	191.5	193.0	170.9	139.1	120.2	95.9	76.1					
30	159.5	159.5	158.6	156.6	157.9	159.7	127.9	113.7	95.0	76.1	62.8	50.7			
35			133.2	131.4	132.6	134.2	126.0	103.1	88.3	75.5	62.8	50.7	41.4		
40			114.1	112.4	113.5	115.0	117.2	93.8	82.5	71.3	62.1	50.7	41.4	33.1	27.6
45			99.5	97.7	98.8	100.4	102.2	89.1	79.1	67.0	59.6	50.3	41.4	33.1	27.6
50				86.1	87.1	88.6	90.4	84.5	74.1	64.1	56.5	48.9	41.4	33.1	27.6
55				76.5	77.3	78.8	80.6	79.5	68.8	61.1	53.4	46.9	41.0	33.1	27.6
60				68.1	69.5	71.1	72.3	73.9	63.8	57.6	50.4	44.6	40.0	33.1	27.6
65					65.3	67.1	67.5	67.0	59.6	54.4	47.7	42.4	38.1	33.1	27.6
70					58.9	60.4	64.1	62.5	55.8	51.7	45.3	40.2	36.4	32.8	27.6
75						56.2	59.6	57.8	52.4	48.9	43.1	38.2	34.8	31.9	27.6
80						53.5	54.4	52.8	49.3	46.1	40.9	36.4	33.2	30.6	27.4
85						50.7	49.7	48.1	46.3	43.8	38.9	34.7	31.8	29.4	26.9
90							45.6	44.1	42.4	41.4	37.2	33.2	30.5	28.2	25.6
95							42.1	40.4	38.9	38.5	35.1	31.8	29.1	27.0	24.3
100							38.9	37.2	35.7	35.3	32.9	30.4	27.8	25.9	23.0
110								32.0	33.0	29.9	29.2	27.9	25.7	24.1	20.8
120									29.1	25.5	25.7	25.0	23.7	22.2	18.9
130										23.5	23.4	22.2	21.1	20.7	17.2
140										20.3	21.2	19.2	18.9	18.4	15.7
150											18.7	17.1	16.7	16.7	14.2
160												15.8	15.3	15.3	13.1
170												14.4	14.0	13.8	12.0
180													12.9	12.1	10.9
190														10.4	9.5
200															8.6
210															7.7

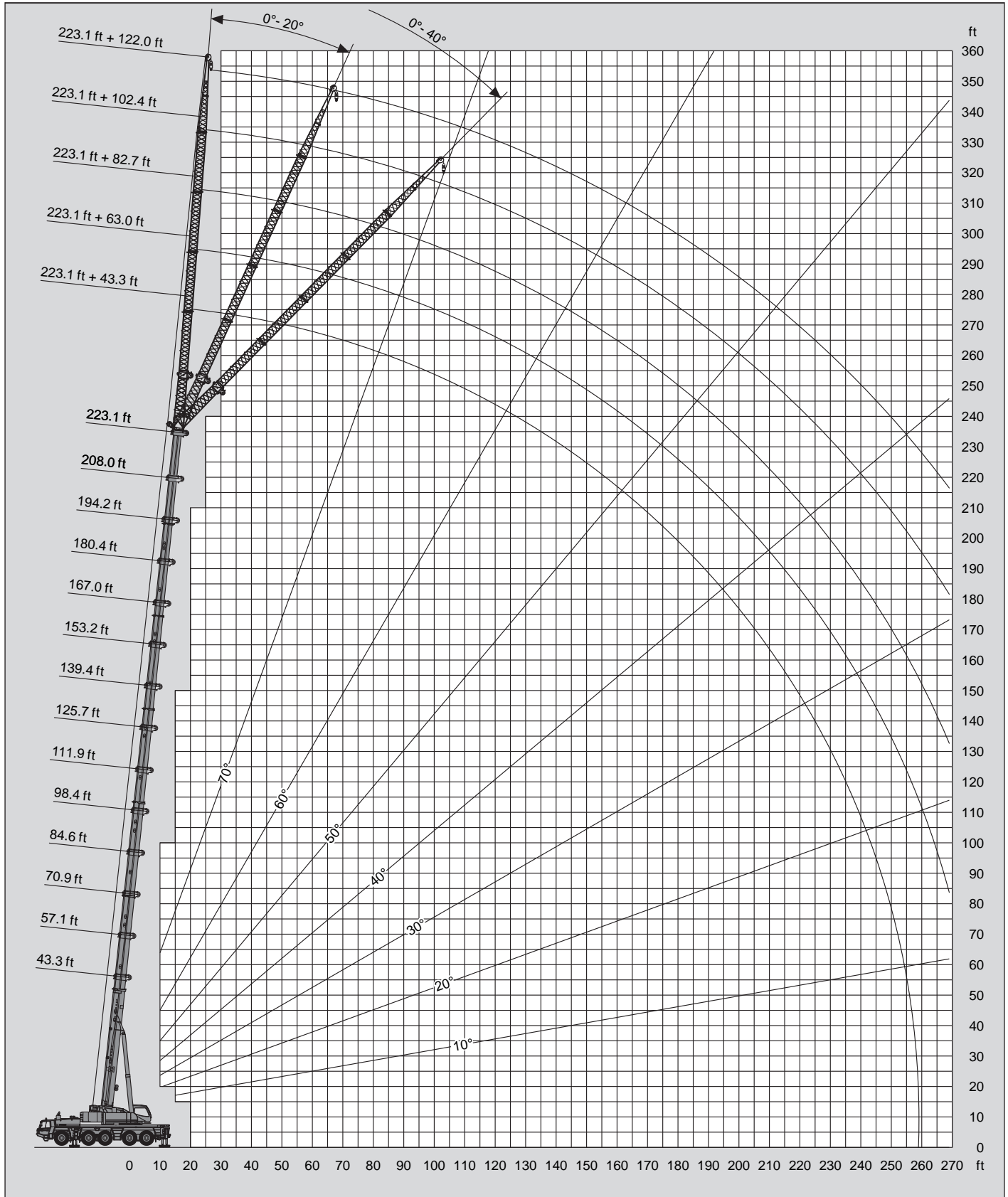
\* Over rear / \* Sobre la parte trasera

\*\* With additional lifting equipment / \*\* Con equipo adicional

## Lifting heights / Alturas de elevación

**156,527 lbs**

lbs x 1,000    **SAE**



## Lifting capacities / Capacidades de elevación







156,527 lbs

lbs x 1,000

SAE

ft	223.1 ft + 43.3 ft			223.1 ft + 63.0 ft			223.1 ft + 82.7 ft			223.1 ft + 102.4 ft			223.1 + 122.0 ft		
	0°	20°	40°	0°	20°	40°	0°	20°	40°	0°	20°	40°	0°	20°	40°
50	13.0														
55	13.0			10.1											
60	13.0			10.1											
65	13.0	13.0		10.1			7.9			6.2					
70	13.0	13.0		10.1			7.9			6.2			5.1		
75	13.0	12.9		10.1			7.9			6.2			5.1		
80	13.0	12.7	11.8	10.1	10.1		7.9			6.2			5.1		
85	13.0	12.4	11.5	10.1	10.1		7.9			6.2			5.1		
90	13.0	12.0	11.1	10.1	9.8		7.9			6.2			5.1		
95	12.8	11.7	10.9	10.1	9.6		7.9	7.9		6.2			5.1		
100	12.5	11.4	10.7	10.1	9.4	8.5	7.9	7.8		6.2			5.1		
110	11.8	10.7	10.2	10.0	8.9	8.2	7.9	7.3		6.2	6.0		5.1		
120	11.3	10.2	9.8	9.4	8.5	7.9	7.9	7.0	6.6	6.2	5.7		5.1		
130	10.7	9.7	9.3	8.9	8.0	7.5	7.5	6.7	6.2	6.2	5.6		5.1		
140	10.1	9.4	9.0	8.5	7.6	7.2	7.2	6.3	5.9	6.0	5.2		4.9		
150	9.7	9.1	8.6	8.2	7.3	7.0	6.9	6.1	5.6	5.8	5.0	4.5	4.8		
160	9.4	8.7	8.3	7.9	7.0	6.7	6.5	5.9	5.5	5.4	4.8	4.4	4.5		
170	8.8	8.4	8.2	7.5	6.8	6.4	6.2	5.5	5.3	5.1	4.4	4.2	4.2		
180	8.5	8.1	7.8	7.2	6.5	6.2	5.9	5.4	5.1	4.8	4.3	4.1	4.0		
190	8.2	7.8	7.6	6.8	6.3	6.1	5.6	5.1	5.0	4.5	4.1	3.9	3.9		
200	7.7	7.6	7.4	6.6	6.1	5.9	5.5	4.8	4.8	4.4	3.9	3.7	3.6		
210	7.1	7.3	7.3	6.4	6.0	5.7	5.3	4.6	4.6	4.2	3.7	3.5	3.3		
220	6.5	6.8		6.1	5.8	5.6	5.1	4.6	4.5	4.0	3.6	3.4	3.1		
230	5.8	6.0		5.6	5.6	5.5	4.8	4.5	4.3	3.9	3.4	3.2	3.0		
240	5.0	5.2		5.1	5.3		4.5	4.3	4.1	3.7	3.2	3.0	2.8		
250	4.1	4.4		4.6	4.8		4.2	4.2	4.0	3.5	3.1	2.9			
260				3.9	4.1		3.8	4.0		3.2	2.9				
270								3.7							
280								3.4							